

## Twinkle, Twinkle, Little Star

C C G G A A G  
Twinkle, twinkle, little star  
F F E E D D C  
how I wonder what you are  
G G F F E E D  
up above the world so high  
G G F F E E D  
like a diamond in the sky.  
C C G G A A G  
Twinkle, twinkle, little star  
F F E E D D  
how I wonder what you



## Old MacDonald Had A Farm

Old Mac Do-nald had a farm, E - I E - I -  
O. And on this farm he had a cow,  
E - I - E - I - O. With a moo-moo here and a  
moo-moo there, here a moo, there a moo, ev-ery-where a moo-moo.  
Old Mac Do-nald had a farm, E - I E - I - O.



## Dumpty

G F A G A B C  
Dumpty Dumpty sat on a wall,  
F A G E C D  
Dumpty had a great fall.  
F F G G A B C  
horses and all the king's men  
F' F' E' D' C' B' C'  
Humpty together again.



# EASY PIANO SONGS

## FOR KIDS

## **How to Use the Book**

## **Piano Key Labels**

## **Piano Notes Chart**

### **Songs:**

1. Brother John
2. Row, Row, Row your Boat
3. Mary had a Little Lamb
4. Wheels on the Bus
5. Happy Birthday
6. Five Little Ducks
7. Old MacDonald had a Farm
8. Twinkle, Twinkle, Little Star
9. Alphabet Song
10. Baa, Baa, Black Sheep
11. Humpty Dumpty

## Introduction

Thank you for purchasing one of our ebooks! Every purchase helps us keep our site running and create more valuable content for kids!

Our **approach** is to make music education as easy as possible for young children to follow, and as fun as possible to keep the little ones excited and motivated!

This ebook is designed for teachers and parents to guide children through learning their first easy songs on the piano. **Teachers** can use it as a songbook or the individual pages as worksheets during piano lessons. **Parents** can use it to help their children learn to play the piano, or they can use it to learn and play favorite nursery rhymes for their children!

In this ebook you will find several **popular nursery rhymes**. For each one you will find two worksheets: the sheet music and the lyrics with the letter notes.

So, depending on your teaching method and your students' level, you can choose which one is right for you!

The lyrics with the letter notes is easier for young beginners to read because they don't require a deep understanding of music theory.

## What you have received

You have received three different copies of the ebook to give you the most flexibility in using these teaching materials. Each copy serves a different purpose:

### **1. Version: Colored Notes and Illustrations**

This version is best if you want to have some very appealing worksheets. The colored notes help students identify the notes on the piano and the colored illustration makes the worksheet more entertaining.

### **2. Version: Colored Notes and Black and White Illustration**

This is also the best version if you want to help your students with colored notes to make them easier to find on the piano. However, in this version, the illustrations are in black and white so that kids can color them in.

### **3. Version: Black Notes and Black and White Illustration**

This version is best if you don't have the ability to print in color. But you can still use colored pencils to highlight the letter notes and note heads in different colors.

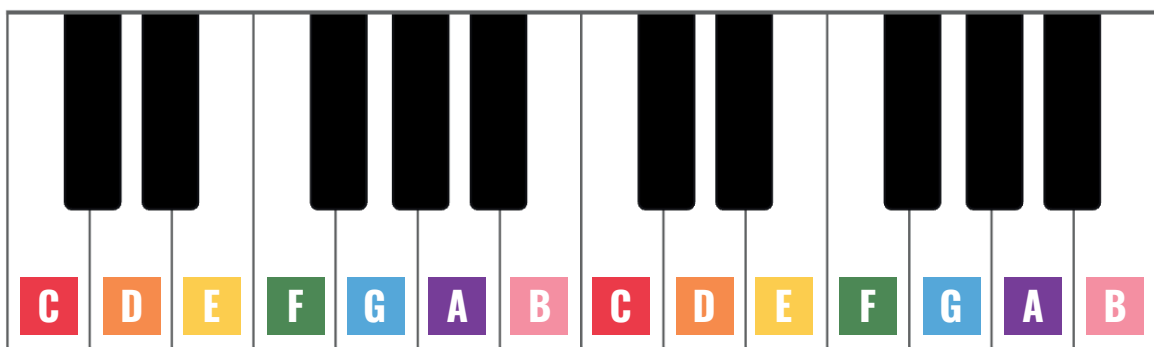


## The Concept of Colored Notes

Colored notes make it easier to quickly identify and differentiate notes for beginners. When using the colored notes worksheets, you may also want to use the piano key labels and the piano notes chart.

The **piano note chart** is a quick reference to find out which piano keys to play for each note. Students can place it over their piano keyboard or on the wall to use as they play.

You can also label the piano keys with the **colored piano letter labels**. You will need to cut them out and attach them to your piano keys. This helps beginners to identify the notes more quickly and makes it easier for young children to learn and play music.







# PIANO NOTES CHART

**Right Hand**

**Treble Clef**

**Left Hand**

**Bass Clef**

**Middle C**

The chart illustrates the correspondence between musical notes and piano keys. The treble clef (right hand) covers notes from F4 to B5, and the bass clef (left hand) covers notes from F2 to B3. Middle C (C4) is the central reference point, located between the two staves and on the piano keyboard. The piano keyboard shows the sequence of notes: F, G, A, B, C, D, E, F, G, A, B, C, D, E, F, G, A, B, C, D, E, F, G.

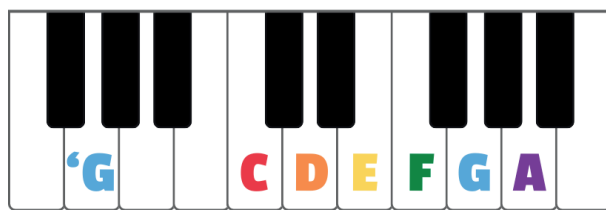
Hand	Clef	Notes (from lowest to highest)
Right Hand	Treble Clef	F, G, A, B, C, D, E, F, G, A, B, C, D, E, F, G, A, B, C, D, E, F, G
Left Hand	Bass Clef	F, G, A, B, C, D, E, F, G, A, B, C, D, E, F, G, A, B, C, D, E, F, G

## Piano Keyboard Reference

In the upper right corner of each song sheet you will find a part of the piano keyboard. All the notes you need for the songs are marked there. For better orientation, the middle C key is always marked with a **red dot**.

Some songs require different note pitches. It's easy to tell the difference in the sheet music, but it's not so easy with the letter notes version. To make a better distinction here, we will use an **inverted comma (‘)** either on the

left side of the note letter to tell you that it's a lower pitch of that note, or on the right side of the note letter to tell you that it's a higher pitch of that note. Let's take an example from the picture above, where we have two G notes. **‘G** tells you to play the next lower G, which is on the left side of your keyboard.



**Brother John**

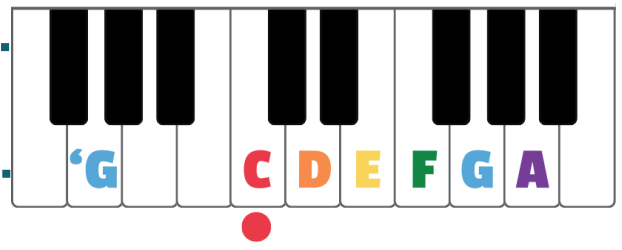
C D E C C D E C  
Are you sleeping? Are you sleeping?

E F G E F G  
Brother John, Brother John,

G A G F E C G A G F E C  
Morning bells are ringing! Morning bells are ringing!

C ‘G C C ‘G C  
Ding, dang, dong! Ding, dang, dong!

# Brother John



C D E C C D E C

Are you sleeping? Are you sleeping?

E F G E F G

Brother John, Brother John,

G A G F E C G A G F E C

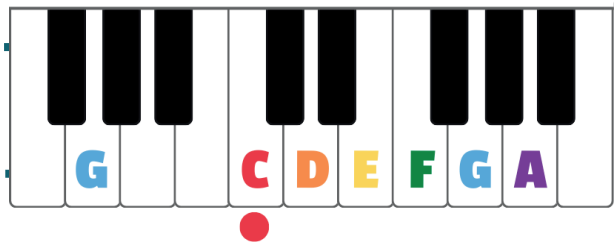
Morning bells are ringing! Morning bells are ringing!

C 'G C C 'G C

Ding, dang, dong! Ding, dang, dong!



# Brother John



Are you sleep - ing? are you sleep - ing?

Bro - ther John, Bro - ther John.

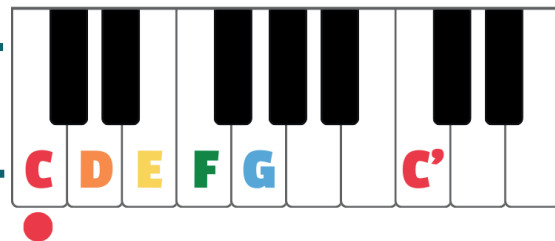
Morn-ing bells are ring - ing! Morn-ing bells are ring - ing!

Ding, dang, dong. Ding, dang, dong.





# Row, Row, Row your Boat



C C C D E

Row, row, row your boat

E D E F G

gently down the stream.

C' C' C' G G G E E E C C C

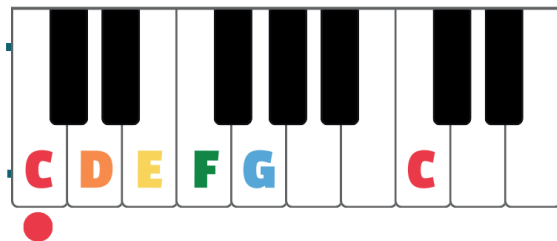
Merrily, merrily, merrily, merrily

G F E D C

life is but a dream.



# Row, Row, Row your Boat



Row, row, row your boat

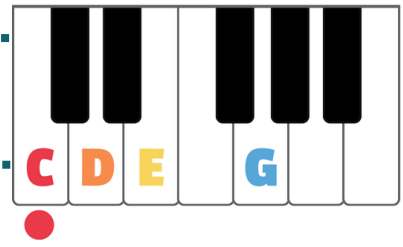
gent - ly down the stream.

Mer - ri - ly, mer - ri - ly, mer - ri - ly, mer - ri - ly,

life is but a dream.



# Mary had a Little Lamb



E D C D E E E D D D E G G

Mary had a little lamb, little lamb, little lamb.

E D C D E E E E D D E D C

Mary had a little lamb whose fleece was white as snow.

D E D C D E E E D D D E G G

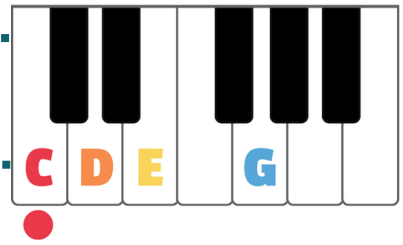
And everywhere that Mary went, Mary went, Mary went,

E D C D E E E E D D E D C

everywhere that Mary went the lamb was sure to go.



# Mary had a Little Lamb



Ma - ry had a lit - tle lamb, lit - tle lamb,

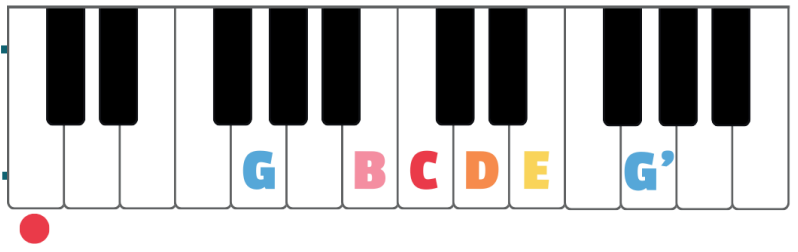
lit - tle lamb. Ma-ry had a lit - tle lamb whose fleece was white as

snow. Eve-ry-where that Ma-ry went, Ma-ry went, Ma-ry went,

eve - ry-where that Ma - ry went, the lamb was sure to go.



# Wheels on the Bus



G C C C C E G' E C

The wheels on the bus go round and round,

D B G G' E C

round and round, round and round.

G C C C C E G' E C

The wheels on the bus go round and round,

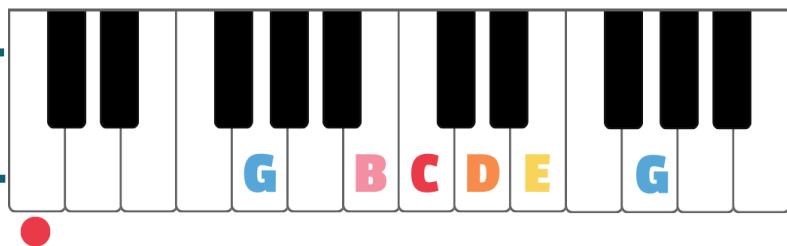
D G G C

all around the town.





# Wheels on the Bus



The wheels on the bus go round and

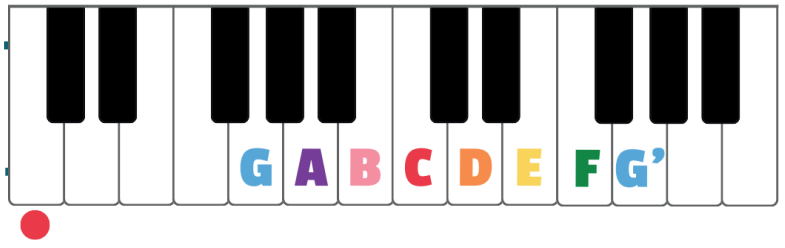
round, round and round, round and

round. The wheels on the bus go round and

round, all around the town.



# Happy Birthday



G G A G C B

Happy birthday to you!

G G A G D C

Happy birthday to you!

G G G' E C B A

Happy birthday, dear [name]


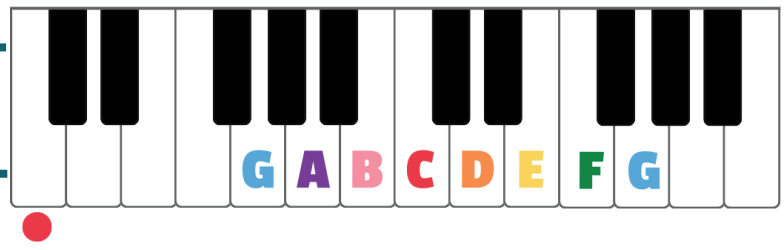
F F E C D C

Happy birthday to you!







# Happy Birthday



Hap-py birth-day to you! Hap-py



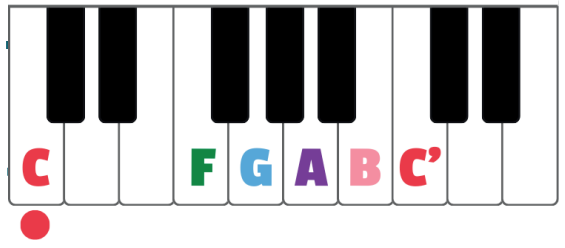
birth-day to you! Hap-py birth-day, dear



(Name)! Hap-py birth-day to you!



# Five Little Ducks



**A C C C A A G G**

Five little ducks went out one day,

**G C C C G G F F**

over the hills and far away.

**A A C C**


Mother duck said:

**A A G G**


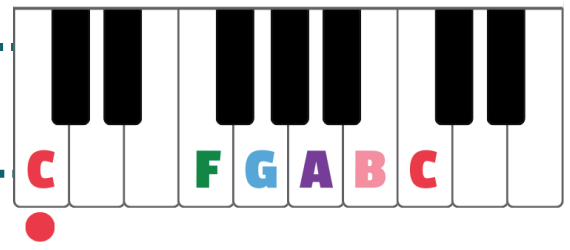
“Quack, quack, quack, quack.”

**G C' C' C' B B A G F**


But only four little ducks came back.



# Five Little Ducks




Five lit - tle ducks went out one day,




o - ver the hills and far a - way.



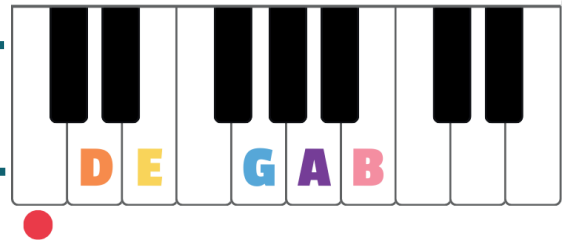
Mo-ther duck said: "Quack, quack, quack, quack". But



on - ly four lit - tle ducks came back.



# Old MacDonald had a Farm



G G G D E E D B B A A G

Old MacDonald had a farm. E - I - E - I - O.

D G G G D E E D B B A A G

And on this farm he had some chicks. E - I - E - I - O.

D D G G G D D G G G

With a moo-moo here, and a moo-moo there,

G G G G G G G G G G G

here a moo, there a moo, everywhere a moo-moo.

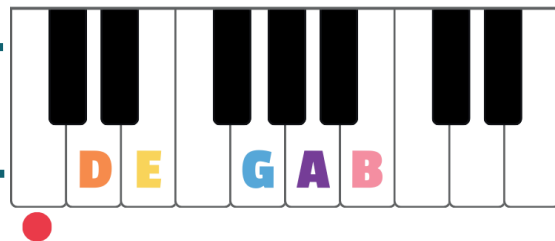
G G G D E E D B B A A G

Old MacDonald had a farm. E - I - E - I - O.





# Old MacDonald Had A Farm



Old Mac Do - nald had a farm, E - I E - I -

O. And on this farm he had a cow,

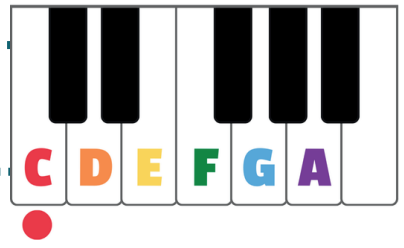
E - I - E - I - O. With a moo-moo here and a

moo-moo there, here a moo, there a moo, ev-ery-where a moo-moo.

Old Mac Do-nald had a farm, E - I E - I - O.



# Twinkle, Twinkle, Little Star



**C C G G A A G**

Twinkle, twinkle, little star

**F F E E D D C**

how I wonder what you are

**G G F F E E D**

up above the world so high

**G G F F E E D**

like a diamond in the sky.

**C C G G A A G**


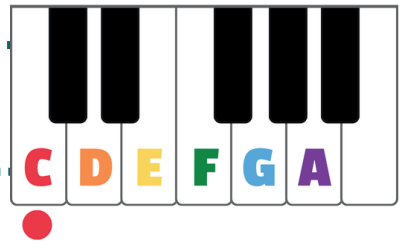
Twinkle, twinkle, little star

**F F E E D D C**


how I wonder what you are.



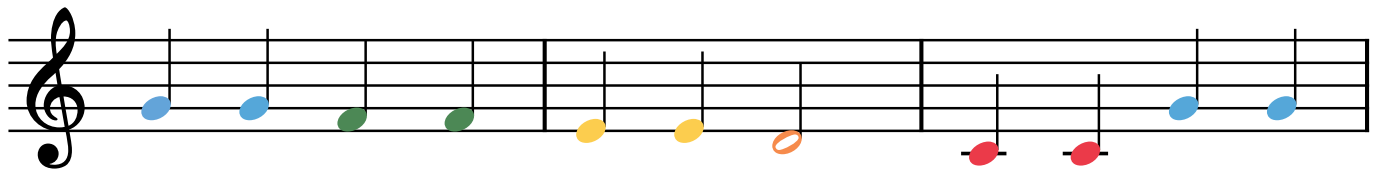
# Twinkle, Twinkle, Little Star




Twin-kle, twin-kle, lit - tle star, how I won-der



what you are, up a - bove the world so high



like a dia-mond in the sky. Twin-kle, twin-kle

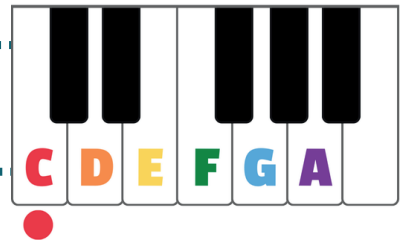


lit - tle star, how I won-der what you are.





# Alphabet Song



C C G G A A G

A B C D E F G

F F E E D D D D C

H I J K L M N O P

G G F E E D G F E E D

Q R S T U V W X Y and Z.

C C G G A A G





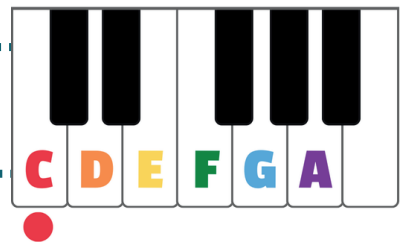
Now I know my A B Cs.

F F E E D D C

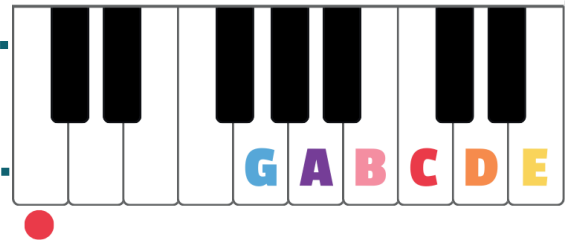
Next time won't you sing with me?



# Alphabet Song



# Baa, Baa, Black Sheep



**G G D D E E E E D**

Baa, baa, black sheep, have you any wool?

**C C B B A A G**

Yes, sir, yes, sir, three bags full.

**D D D C C B B B A**

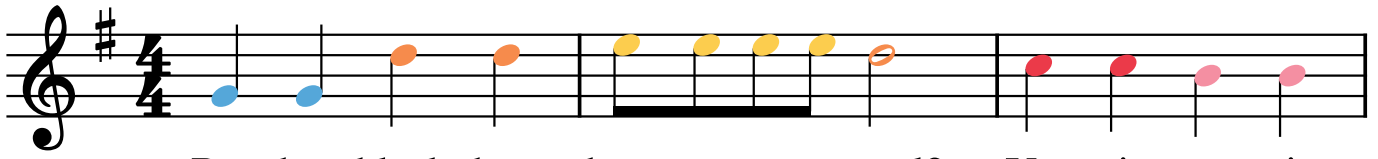
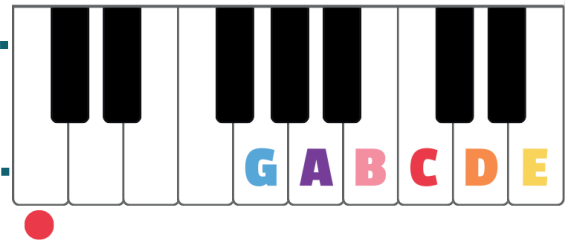
One for my master, one for my dame,

**G D D D C C C C B B B A**


and one for the little boy who lives down the lane.




# Baa, Baa, Black Sheep




Baa, baa, black sheep, have you an - y wool? Yes sir, yes sir



three bags full. One for the mas - ter, one for the dame,



one for the lit - tle boy who lives down the lane. Baa, baa, black sheep,

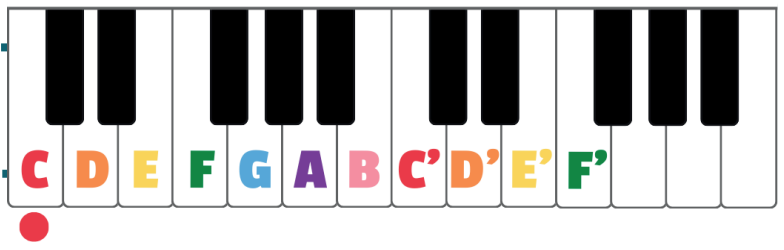


have you an - y wool? Yes sir, yes sir, three bags full.





# Humpty Dumpty



E G F A G A B C'

Humpty Dumpty sat on a wall,

E G F A G E C D

Humpty Dumpty had a great fall.

E E G G F F G G A B C'

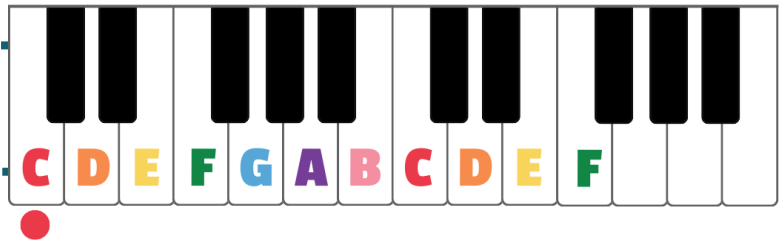
All the king's horses and all the king's men

E' E' C' F' F' E' D' C' B C'

couldn't put Humpty together again.



# Humpty Dumpty



Hump - ty Dump - ty sat on a wall,

Hump - ty Dump - ty had a great fall.

All the king's hors - es and all the king's men

could - n't put Hump - ty to - geth - er a - gain.

